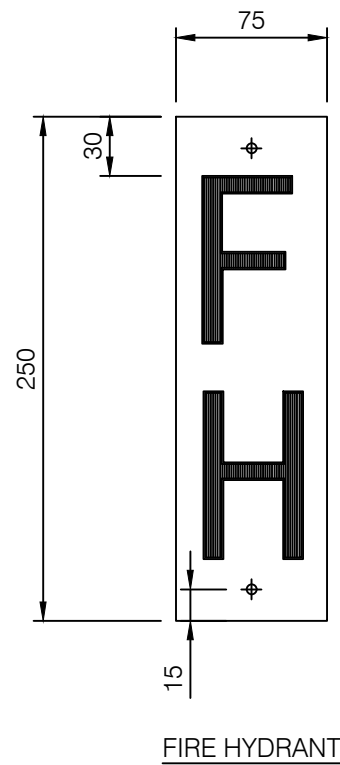



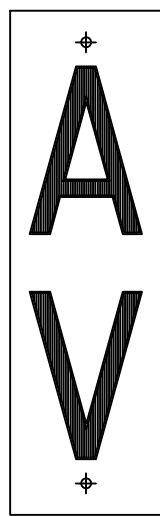
MARKER POST



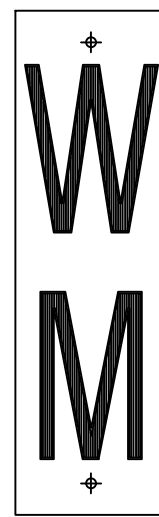
FIRE HYDRANT



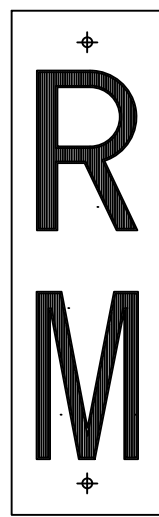
STOP VALVE



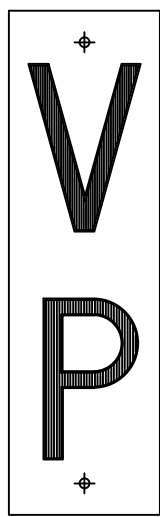
AIR VALVE



WATER MAIN



RISING MAIN



VACUUM POD

Characters 12mm Thick x 80 High

MARKER POST PLATES

NOTES

1. Marker post shall only be used in the absence of a suitable kerb fixing position and as noted on the project drawings.
2. Marker plates shall be constructed from 1.6mm aluminium sheet.
3. Letters for all markers shall be painted in black enamel with background painted with an enamel paint as follows :- Water - White
Sewerage - Red
4. Water main (WM) and sewer rising main (RM) marker posts where required shall be located at all line deviations and at 200m max. crs. Posts shall be directly over the top of the main.
5. Valve and hydrant marker posts where required in low density residential developments, adjacent to sewer pressure mains or through crown land, shall be located 200mm clear of road / property boundary with the marker plate facing main.
6. Notwithstanding the requirements of note 5 valve and hydrant marker posts shall not be located greater than 5.0m clear of the main alignment.
7. Concrete shall be N32 minimum in accordance with AS 1379 and AS 3600.
8. All dimensions are in millimetres.

REVISIONS		DATE
C	MINOR AMENDMENT TO NOTES	05/12/23
B	VACUUM POD ADDED	27/08/20
A	ORIGINAL ISSUE	12/03/04

DISCLAIMER

The authors and sponsoring organisations shall have no liability or responsibility to the user or any other person or entity with respect to any liability, loss or damage caused or alleged to be caused, directly or indirectly, by the adoption and use of these Standard Drawings including, but not limited to, any interruption of service, loss of business or anticipatory profits, or consequential damages resulting from the use of these Standard Drawings. Persons must not rely on these Standard Drawings as the equivalent of, or a substitute for, project-specific design and assessment by an appropriately qualified professional.



STEEL MARKER POSTS

Standard Drawing			
S2011			
A	B	C	