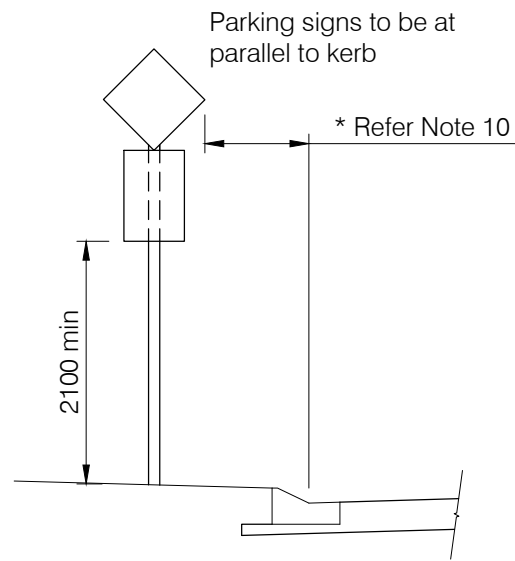
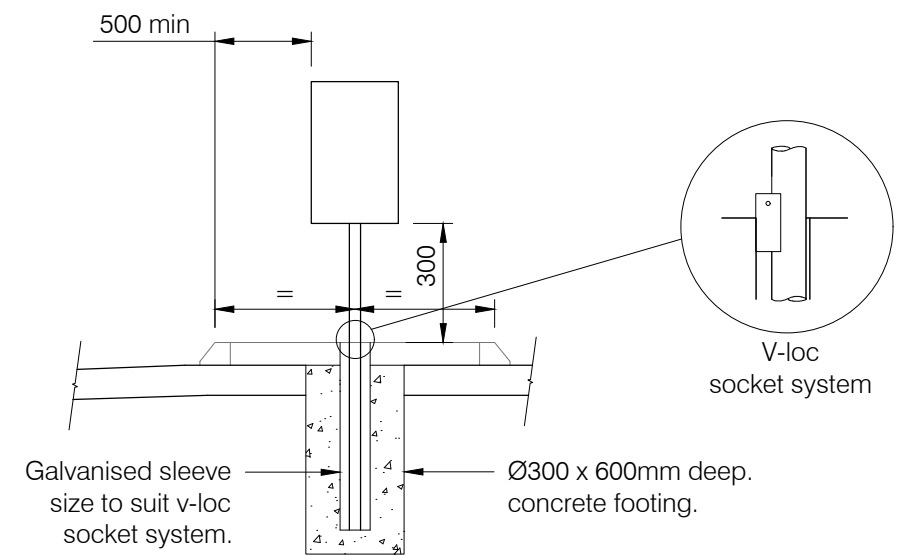


RURAL ROADS

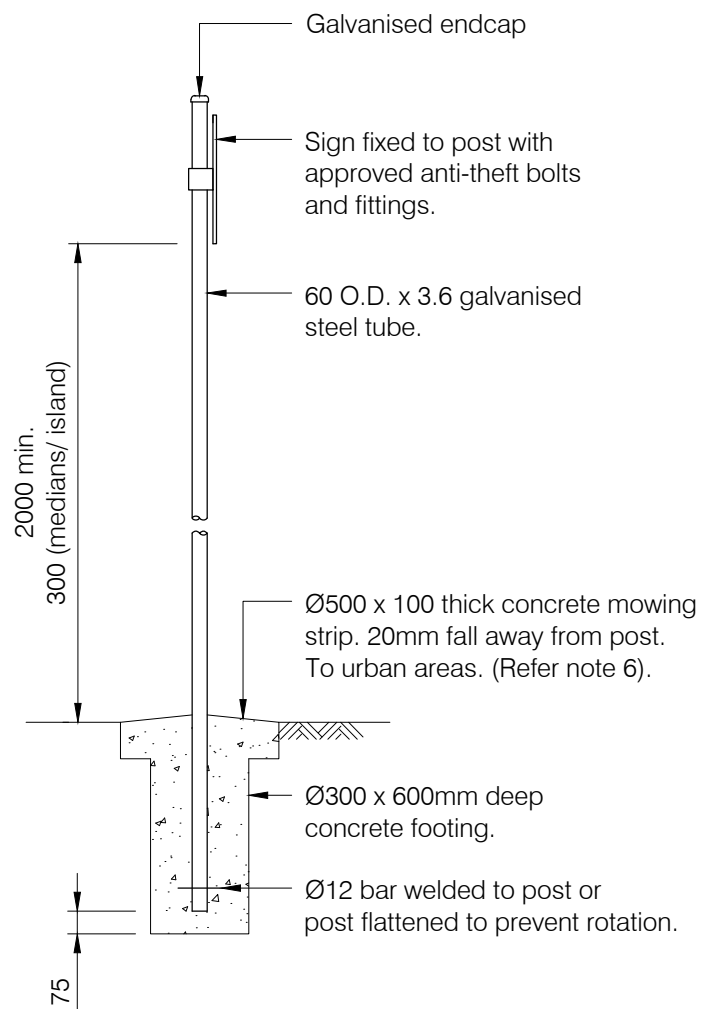


URBAN VERGE



URBAN MEDIAN/ISLAND

LOCATION OF SIGNS



NOTES

1. For sign types, sizes and location, refer project drawings.
2. All signs in accordance with the MRD "Manual of Uniform Traffic Control Devices".
3. All signs to be reflectorised class 1 to AS 1743 unless noted otherwise.
4. Signs shall be out of aluminium or aluminium alloy not less than 2mm thick to AS 2848.
5. All signs are to be approved prior to erection.
6. Alternatively to mowing strip a precast valve box surround may be placed around base of post and concrete infill.
7. All pipes to be galvanised. Steel pipe to AS 1074. Galvanising to AS 1650.
8. Concrete N20 in accordance with AS 1379 and AS 3600.
9. All dimensions in millimeters.
10. Signface clearance from kerb invert, 500 minimum for fully or semi-mountable kerbs, 300 minimum for barrier kerbs.

REVISIONS		DATE
C	MINOR AMENDMENTS	05/12/23
B	NOTE 10 ADDED	01/02/07
A	ORIGINAL ISSUE	12/03/04

DISCLAIMER
 The authors and sponsoring organisations shall have no liability or responsibility to the user or any other person or entity with respect to any liability, loss or damage caused or alleged to be caused, directly or indirectly, by the adoption and use of these Standard Drawings including, but not limited to, any interruption of service, loss of business or anticipatory profits, or consequential damages resulting from the use of these Standard Drawings. Persons must not rely on these Standard Drawings as the equivalent of, or a substitute for, project-specific design and assessment by an appropriately qualified professional.



TRAFFIC CONTROL DEVICES

Standard Drawing
S1041

A	B	C		
---	---	---	--	--