



State Government Regional Priorities

AUGUST 2020





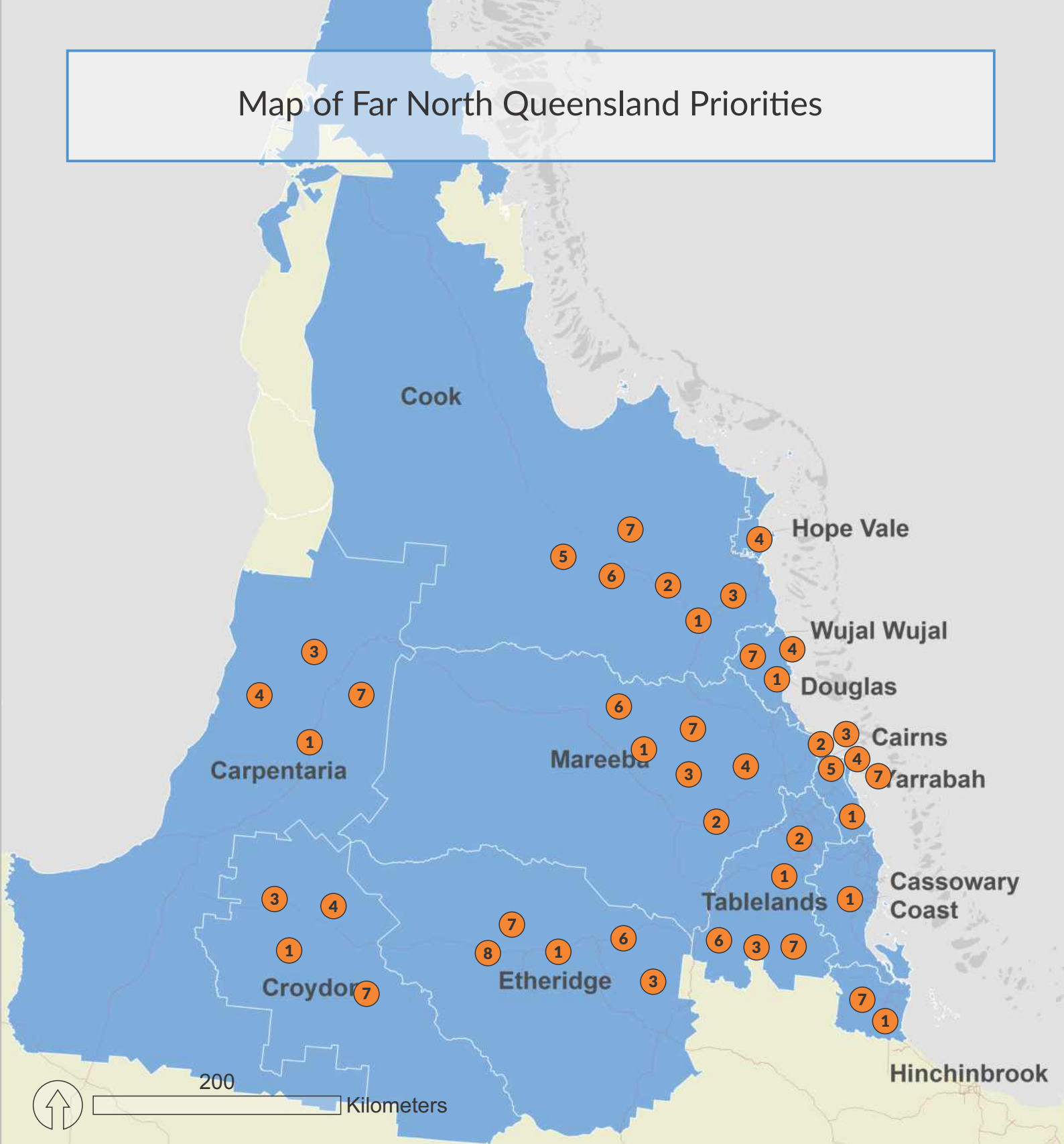
Member Councils



Contents

Foreword	1
Map of Priority Project Locations	2
FNQ Regional Priorities at a Glance	3
Priority Projects	
FNQ Regional Roads	5
Cairns to Northern Tablelands Access Strategy	6
Economic Value of Dams Over the Longer Term	7
Gilbert River Irrigation Project	9
Kidney Transplant Unit at the Cairns Hospital	10
Social Housing	11
Waste Management Costs Generated within Qld State and National Parks	13
COVID-19 Economic Recovery and Future Resilience	14

Map of Far North Queensland Priorities




Legend

- | | |
|---|--|
| ① FNQ Regional Roads | ⑤ Kidney Transplant Unit (Cairns Based) |
| ② Cairns to Northern Tablelands Access Strategy | ⑥ Waste Management Costs generated within Qld State and National Parks |
| ③ Economic Value of Dams over the longer term | ⑦ COVID-19 Economic Recovery and Future Resilience |
| ④ Social Housing | ⑧ Gilbert River Irrigation Project |


FNQ Regional Priorities at a Glance

ROAD INVESTMENT: FNQ Regional Roads





Assessment to prioritise best returns on upgrades


**4k State
2k Local**
Kilometres of roads assessed



\$461m
to remedy priority route deficiencies

 **+ 1066 Jobs**


 **GRP up \$133m**

 **Output up \$324m**

Annually

Recommendation:
FNQROC seeks \$461mil be allocated over the next four years (guided by the priority ranking within the FNQ Regional Road Investment Strategy) to remedy immediate priority route deficiencies.


ROAD INVESTMENT: Cairns to Northern Tablelands Access Strategy



Delays in providing a solution has proven to stifle economic development

AT
CAPACITY

If works started today, it would be **8 years** before alleviated




Need to resolve access between East Coast, Tablelands, Gulf & Cape York Peninsula.


Recommendations:

1. FNQROC seeks delivery of the findings of the \$1.25 million Cairns to Northern Tablelands access strategy which was due for completion mid 2020.
2. FNQROC seeks the Queensland State Government to work with Local Government in resolving the service requirements to allow the Tablelands, Cape York Peninsula and Gulf economy to grow and prosper.
3. FNQROC seeks commencement of the Preliminary Evaluation and Business Case for Kuranda Range Road (Est \$20mil).

WATER INFRASTRUCTURE: Economic value of Dams over the longer term

30+
No study has been undertaken on the Economic Impact of Dams over 30 years

COST 
BENEFIT
Analysis into Dam Investment is limited in scope

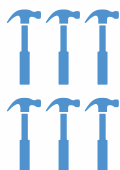



High Value Crops
=
High Margin Transport

Recommendation:
FNQROC seeks to inform the Queensland State Government that this study is being undertaken and commit to working with FNQROC to incorporate the findings in future assessments.

WATER INFRASTRUCTURE: Gilbert River Irrigation Project

**BENEFIT
COST
RATIO = 1.15**
Based on P90 cost estimates

2,285 
FTE jobs ongoing

+ 
\$85m per year

Recommendation:
FNQROC seeks the Queensland State Government to support Etheridge Shire Council through the next stage of the Gilbert River Irrigation Project to get the project listed as a State Coordinated Project and commence an Environmental Impact Statement estimated to cost \$7.5million.

HEALTH: Kidney Transplant Unit at the Cairns Hospital



Chronic Kidney Disease
7x HIGHER
in Indigenous Australians

2019	CAIRNS	19
	T'VILLE	7

Kidney Transplant
Recipients



A Cairns Unit reduces
patient travel to a
single or no travel leg



Foundational
infrastructure and
in-house expertise
already exists



National Indigenous
Kidney Taskforce

Recommendation:

FNQROC, with the support of TCICA, seeks the Queensland State Government to prioritise Cairns as the next location for a Kidney Transplant Unit in Queensland.

SOCIAL INFRASTRUCTURE: Social Housing



1100
remote houses by
2028



700
people on the
Yarrabah waitlist



2362
experiencing
homelessness
in Cairns
70% ATSI



Detrimental to
Health, Employment
and Education

Recommendations:

1. FNQROC seeks as a matter of priority, for the Queensland State Government to work with the relevant councils to deliver on its commitment to Local Housing Plans to identify land availability, address land tenure issues and progress planning for new subdivisions ensuring there is a plan for funding of trunk infrastructure to support new housing development now and into the future.
2. FNQROC, with the support of TCICA, will continue to lobby the Commonwealth to match the \$1.08b commitment by Queensland State Government.


ENVIRONMENT: Waste Management Costs generated within Queensland State and National Parks



QLD has highest
number of
National Parks



Policy placing
financial strain on
rural & remote
Councils



Councils unable
to meet new
licencing requirements
for small
landfill sites



Illegal dumping
will increase in
remote areas

Recommendation:

FNQROC seeks the Queensland State Government to accept all associated waste management costs generated within the Queensland National Parks networks, including waste generated by Queensland Parks and Wildlife Service works, service staff and tourist visitors.

ECONOMIC DRIVERS: COVID-19 Economic Recovery and Future Resilience



Our Region wants to
be part of the
State Solution



Hit **first** and hit **hard!**



Direct link between
Tourism and Agriculture
and their reliance on
each other



Locally developed
plans should
not be ignored

Recommendations:

1. FNQROC seeks the Queensland State Government to leave no community behind in the transition out of the COVID-19 impacts and works with councils and regions on existing priorities and innovative initiatives into the future.
2. FNQROC seeks the Queensland State Government to give due consideration to plans developed by councils with their communities in transitioning out of the COVID-19 impacts.

FNQROC



13 Local Governments

17% of QLD Councils

316,663km²

1235km of eastern seaboard

Who are we?

We are the largest & fastest growing region in Northern Australia



WE RANK

279,948 people



(ABS ERP 2019)

inter-census pop. growth



+18,057

hinterland growth



+6,494

number of registered business numbers



employment in marine servicing activities



employment in aviation servicing activities



crops \$1B and growing

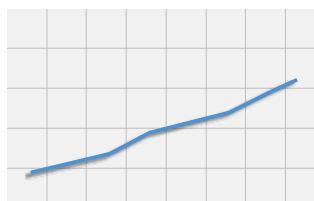


OUR ECONOMY

GRP



\$16.33B



2016

2017

2018/19

Total Exports \$9.64B

MANUFACTURING



15.9%

increase on 2013/14

BASE INDUSTRIES - output by industry



TOURISM
\$3.1B



PRIMARY INDUSTRIES
\$2.7B



MINING
\$1.4B



CONSTRUCTION
\$3.8B



MANUFACTURING
\$2.8B

COVID ECONOMIC OUTLOOK

GRP



Forecast to fall

13%

(June Quarter 2020)



Forecast to fall

8.1%

10,728 local jobs

19,356 including Job Keeper

3 TOP SECTORS IMPACTED



Accommodation and food services
(-3,334 local jobs)



Professional, Scientific and Technical Services
(-1,288 local jobs)



Education and Training
(-1,115 local jobs)

source: NIEIR version 1.1 (May 2020)

Source: National Institute of Economic and Industry Research (NIEIR) ©2019. Compiled and presented in economy.id by .id, the population experts.



Far North Queensland Regional Organisation Of Councils

Phone: (07) 4044 3038

Mail: PO Box 359
Cairns Queensland 4870

www.fnqroc.qld.gov.au

© 2020 Far North Queensland Regional Organisation Of Councils