
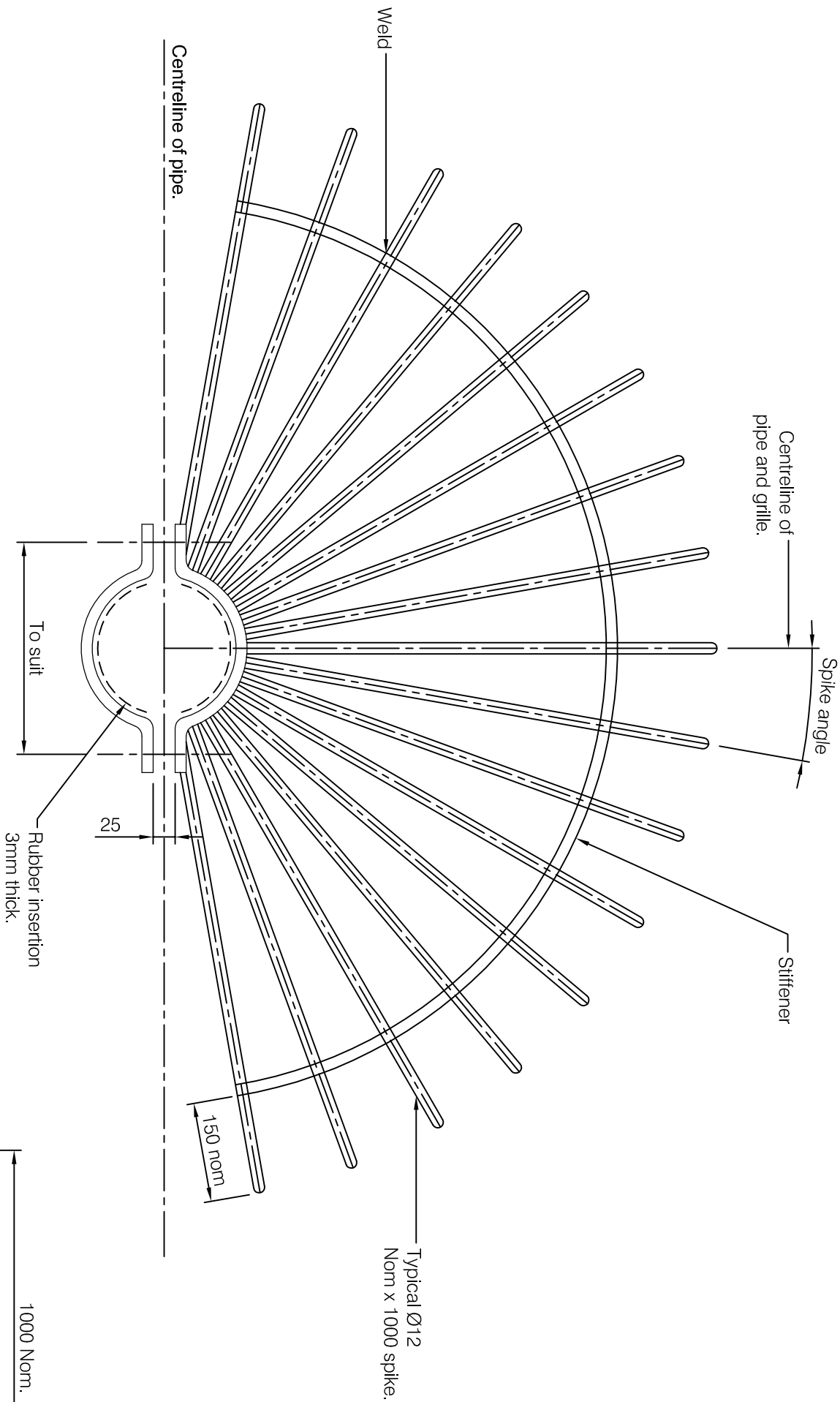
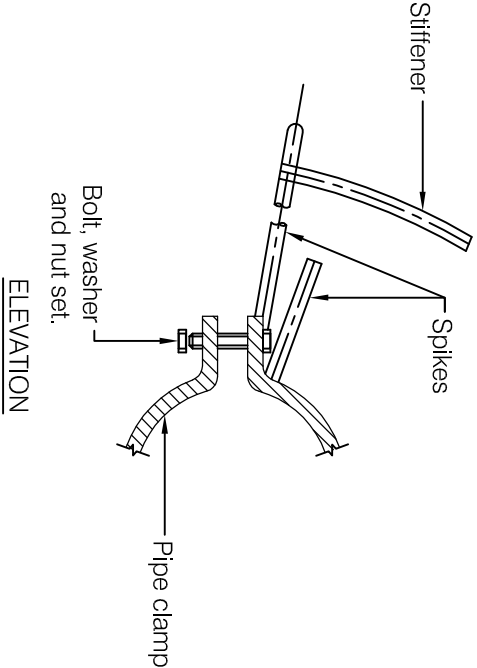
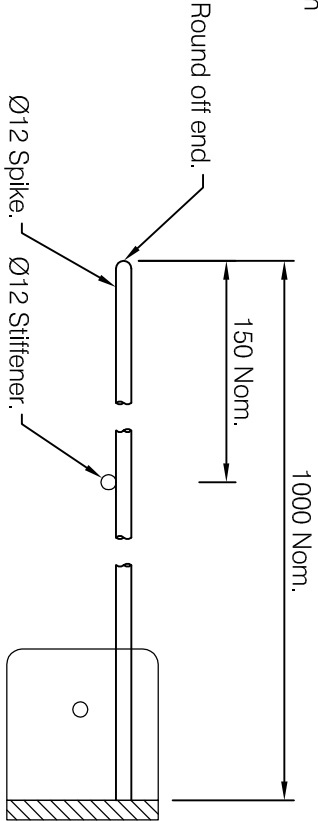


DN		NUMBER OF SPIKES
150	12°	15
200	10°	17
300		



STEEL PROTECTION GRILLE



GRILLE DIMENSIONS

PART PLAN

ELEVATION


ELEVATION

NOTES

1. All items to be hot dipped galvanised after fabrication
2. All dimensions are in millimetres.

DISCLAIMER

The authors and sponsoring organisations shall have no liability or responsibility to the user or any other person or entity with respect to any liability, loss or damage caused or alleged to be caused, directly or indirectly, by the adoption and use of these Standard Drawings including, but not limited to, any interruption of service, loss of business or anticipatory profits, or consequential damages resulting from the use of these Standard Drawings. Persons must not rely on these Standard Drawings as the equivalent of, or a substitute for, project-specific design and assessment by an appropriately qualified professional.



PROTECTION GRILLE
FOR AERIAL PIPE CROSSINGS

Standard
Drawing
S9001

A ORIGINAL ISSUE	12/3/04
REVISIONS	DATE

A				
---	--	--	--	--