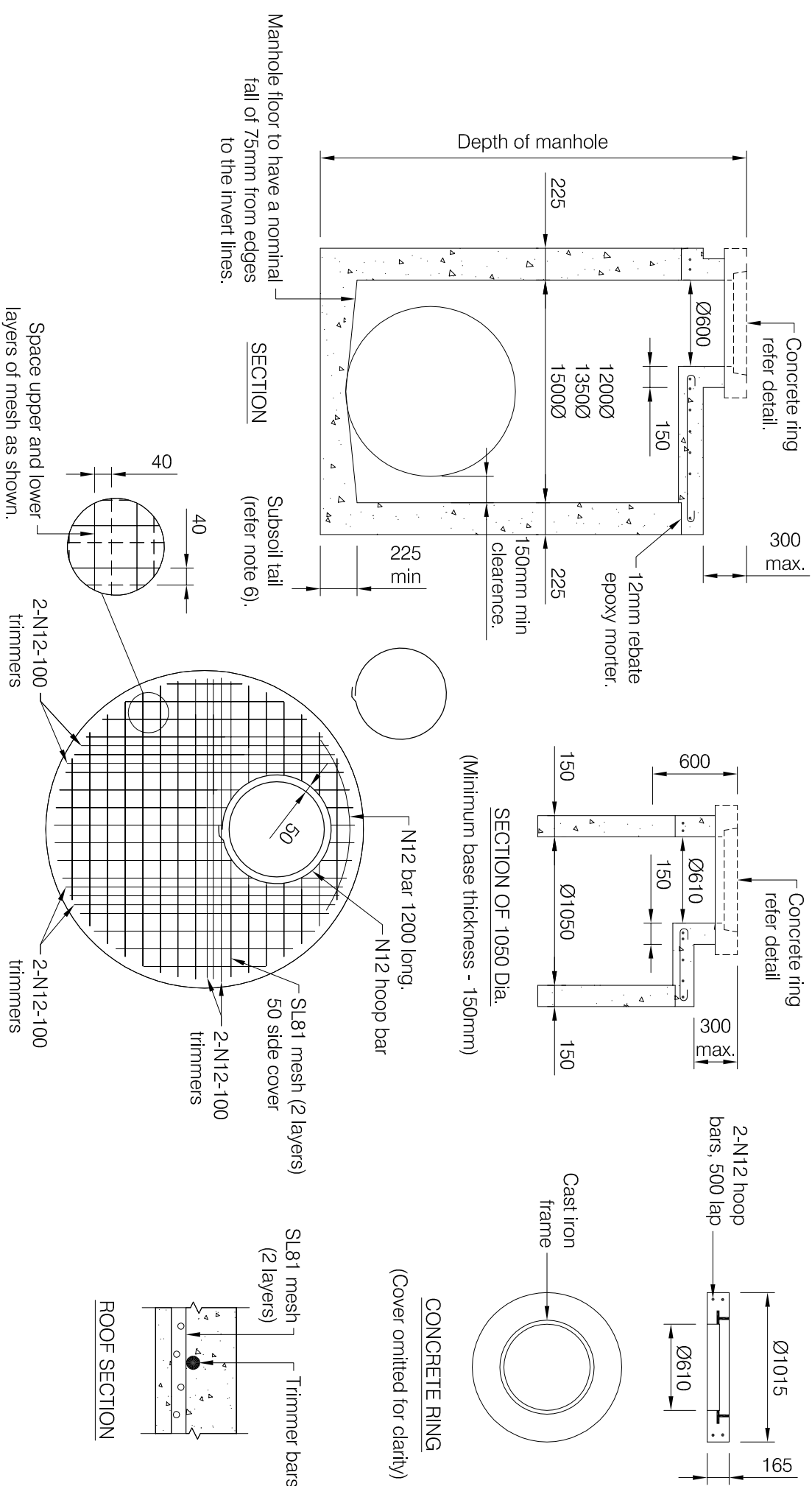


NOTES

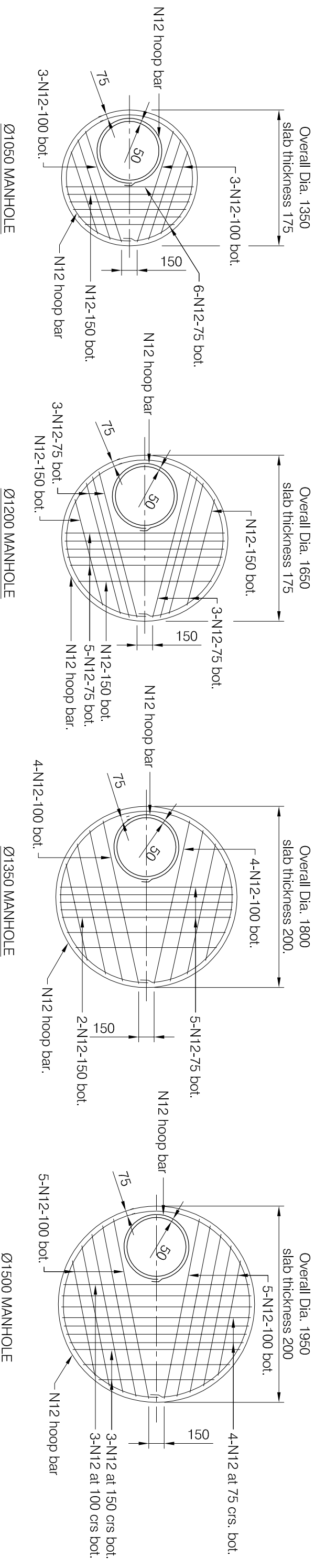
1. All concrete shall be grade N25, in accordance with AS 1379 and AS 3600. Minimum cover to be 40mm.
2. In areas where any part of the pit is below RL 1,800, all concrete shall be grade N32. Minimum cover to be 65mm. Thickening of concrete section may be required.
3. Cover shall be cast iron (Refer specifications for class).
4. Manholes greater than 1.5m diameter shall be engineer designed and detailed.
5. 2m long 100Ø subsoil drain to be provided to the sand bedding of all U/S pipes.
6. All dimensions in millimeters.



NOM DIA	ROOF THICKNESS
1050	175
1200	175
1350	200
1500	250


FABRIC REINFORCED SLAB

COVER REINFORCING



DISCLAIMER

The authors and sponsoring organizations shall have no liability or responsibility to the user or any other person or entity with respect to any liability, loss or damage caused or alleged to be caused, directly or indirectly, by the adoption and use of these Standard Drawings including, but not limited to, any interruption of service, loss of business or anticipated profits, or consequential damages resulting from the use of these Standard Drawings. Persons must not rely on these Standard Drawings as the equivalent of, or a substitute for, project-specific design and assessment by an appropriately qualified professional.



STORMWATER MANHOLES

Ø1050 TO Ø1500

[illegible]