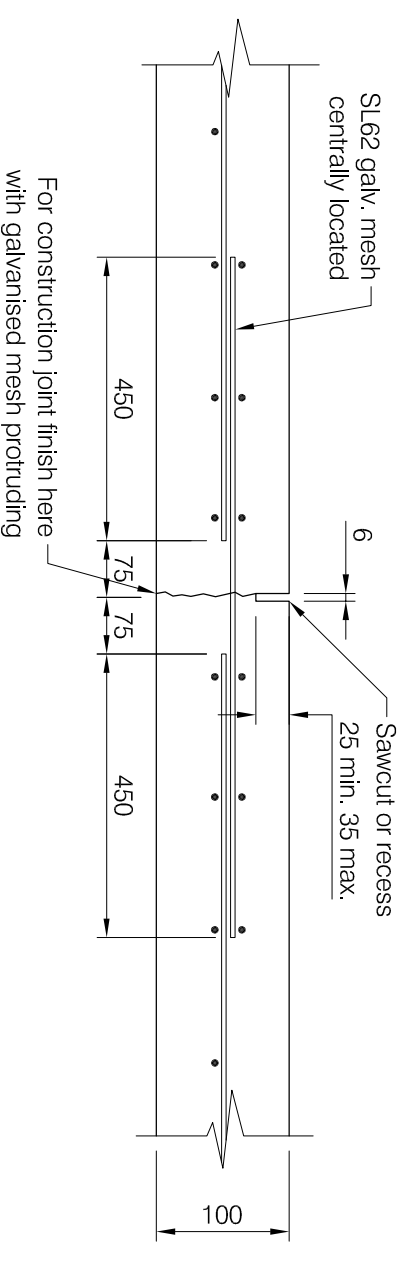


EXPANSION JOINT

Spacing 16m max.



CONTRACTION JOINT


Spacing 4m max.

NOTES

1. Refer project drawings for alignment and grade of pathways/bikeways not located within road verge.
2. Pathways located in road reserves are to be constructed 600mm clear of property boundary unless approved otherwise by council.
3. Prior to construction of pathway/bikeway the Contractor shall liaise with Telstra to ensure that any required cable connection pits are installed to match top of pathway level and enable concrete pathway/bikeway to be constructed in a single pour.
4. Finished surface level of concrete to be not more than 20mm above finished surface level of adjoining ground and shall finish flush with adjoining hard surfaces.
5. Concrete pathways, adjoining existing driveways are to be transitioned over a minimum 5000 length.
6. Concrete N25 in accordance with AS1379 and AS3600.
7. All concrete to be broom finished.
8. Dowels to be grade 250 Steel to AS1302. Mesh to AS1304.
9. Galvanising to AS1650.
10. All dimensions in millimetres.
11. Alternative reinforcement and joint details to be approved by Council prior to construction.
12. Alternate construction to that shown may be considered with Council approval.

DISCLAIMER


The authors and sponsoring organisations shall have no liability or responsibility to the user or any other person or entity with respect to any liability, loss or damage caused or alleged to be caused, directly or indirectly, by the adoption and use of these Standard Drawings including, but not limited to, any interruption of service, loss of business or anticompetitive profits, or consequential damages resulting from the use of these Standard Drawings. Persons must not rely on these Standard Drawings as the equivalent of, or a substitute for, project-specific design and assessment by an appropriately qualified professional.



PATHWAYS / BIKEWAYS

REVISIONS	DATE
A	12/03/04
B	01/02/07
NOTES 11 AND 12 ADDED, KERB MOVED	
ORIGINAL ISSUE	

DISCLAIMER



PATHWAYS / BIKEWAYS

Standard Drawing	A	B
S1035		